

Postal Code 78660

Residential Statistics



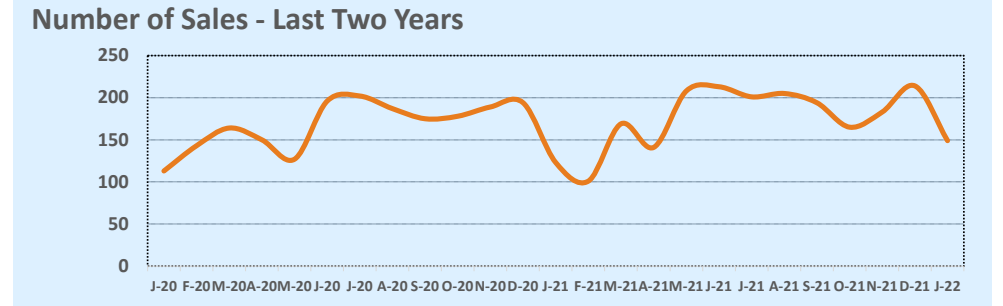
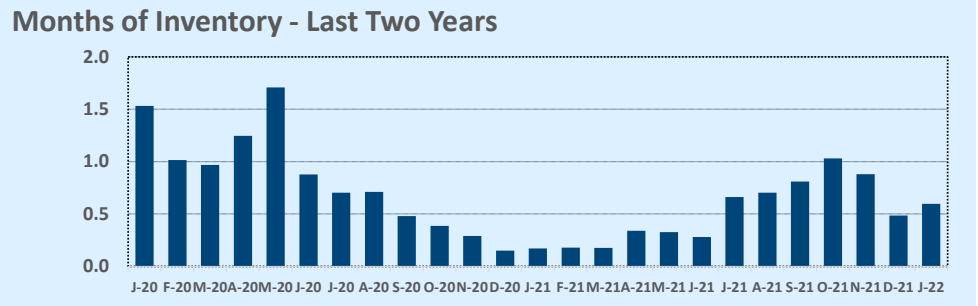
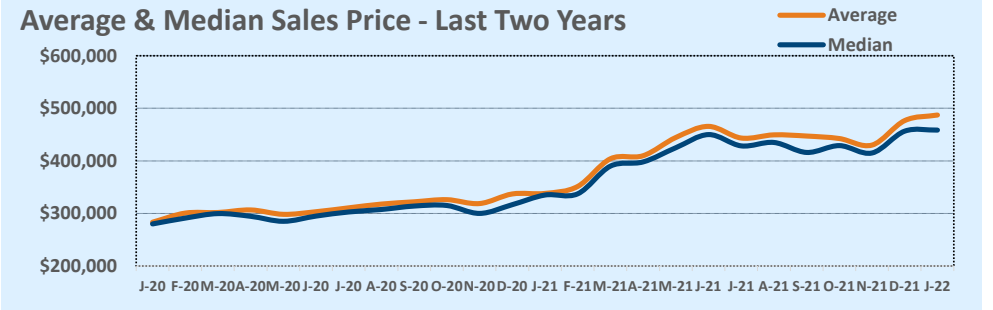
January 2022

Listings	This Month			Year-to-Date		
	Jan 2022	Jan 2021	Change	2022	2021	Change
Single Family Sales	140	112	+25.0%	140	112	+25.0%
Condo/TH Sales	9	11	-18.2%	9	11	-18.2%
Total Sales	149	123	+21.1%	149	123	+21.1%
New Homes Only	15	15	--	15	15	--
Resale Only	134	108	+24.1%	134	108	+24.1%
Sales Volume	\$72,592,896	\$41,581,301	+74.6%	\$72,592,896	\$41,581,301	+74.6%
New Listings	122	112	+8.9%	122	112	+8.9%
Pending	115	4	+2775.0%	115	4	+2775.0%
Withdrawn	5	5	--	5	5	--
Expired	1	2	-50.0%	1	2	-50.0%
Months of Inventory	0.6	0.2	+249.9%	N/A	N/A	--

Average	This Month			Year-to-Date		
	Jan 2022	Jan 2021	Change	2022	2021	Change
List Price	\$476,601	\$325,983	+46.2%	\$476,601	\$325,983	+46.2%
List Price/SqFt	\$229	\$160	+43.5%	\$229	\$160	+43.5%
Sold Price	\$487,201	\$338,059	+44.1%	\$487,201	\$338,059	+44.1%
Sold Price/SqFt	\$234	\$166	+40.9%	\$234	\$166	+40.9%
Sold Price / Orig LP	101.8%	104.3%	-2.5%	101.8%	104.3%	-2.5%
Days on Market	25	17	+45.4%	25	17	+45.4%

Median	This Month			Year-to-Date		
	Jan 2022	Jan 2021	Change	2022	2021	Change
List Price	\$446,900	\$315,000	+41.9%	\$446,900	\$315,000	+41.9%
List Price/SqFt	\$226	\$157	+43.8%	\$226	\$157	+43.8%
Sold Price	\$458,537	\$335,000	+36.9%	\$458,537	\$335,000	+36.9%
Sold Price/SqFt	\$231	\$163	+41.7%	\$231	\$163	+41.7%
Sold Price / Orig LP	101.0%	103.0%	-1.9%	101.0%	103.0%	-1.9%
Days on Market	8	5	+60.0%	8	5	+60.0%

Price Range	This Month			Year-to-Date		
	New	Sales	DOM	New	Sales	DOM
\$149,999 or under	--	--	--	--	--	--
\$150,000- \$199,999	--	--	--	--	--	--
\$200,000- \$249,999	1	--	--	1	--	--
\$250,000- \$299,999	3	2	5	3	2	5
\$300,000- \$349,999	12	6	18	12	6	18
\$350,000- \$399,999	20	28	13	20	28	13
\$400,000- \$449,999	27	34	13	27	34	13
\$450,000- \$499,999	21	26	28	21	26	28
\$500,000- \$549,999	19	12	46	19	12	46
\$550,000- \$599,999	9	12	31	9	12	31
\$600,000- \$699,999	5	20	38	5	20	38
\$700,000- \$799,999	5	6	11	5	6	11
\$800,000- \$899,999	--	3	106	--	3	106
\$900,000- \$999,999	--	--	--	--	--	--
\$1M - \$1.99M	--	--	--	--	--	--
\$2M - \$2.99M	--	--	--	--	--	--
\$3M+	--	--	--	--	--	--
Totals	122	149	25	122	149	25



Based on information from the Austin Board of REALTORS® (alternatively, from ACTRIS). Neither the Board nor ACTRIS guarantees or is in any way responsible for its accuracy. The Austin Board of REALTORS®, ACTRIS and their affiliates provide the MLS and all content therein "AS IS" and without any warranty, express or implied. Data maintained by the Board or ACTRIS may not reflect all real estate activity in the market.